

### HIGH-CAPACITY DOCUMENT SHREDDERS













EBA 5146 S

EBA 5146 C

Fits into the smallest space – thanks to total front access. With feeding hopper for crumpled paper.

- automatic start/stop photoelectric-beam control and manual start/stop/reverse buttons in modern keypad
- continuous operation button for material feed via hopper
- attachable storage shelf for flat material feed via photoelectric-beam
- modern keypad with visual indicators for operational status
- automatic reverse in case of paper jam with automatic cut-off
- automatic cut-off when hopper or door is opened
- main switch and emergency cut-off switch
- front door for easy removal of the full waste cart (230 litres)
- automatic cut-off when waste cart is full
- powerful three phase motor (2.2 kW)
- thermal overload switch
- high quality cutting-mechanism made of high-grade steel, unaffected by soft metal objects
- suitable for safe shredding of CDs
- mobile on castors
- quality "Made in Germany"



TECHNICAL DATA	EBA 5146 S	EBA 5146 C	
Insertion width in mm	460	460	460
Cutting width in mm	5,8	3,8 x 48	1,9 x 13
Sheet capacity A4 sheets, 70 g/m <sup>2</sup>   80 g/m <sup>2</sup>	90- 100   75- 85	65- 70   55- 60	35- 40   29- 34
DN security level	2	3	4
Shreds effortless	   	   	   
Motor capacity in watts	2200	2200	2200
Power connection in volts/Hz*	400/50/3~	400/50/3~	400/50/3~
Dimensions W x D x H in mm	740 x 765 x 1700	740 x 765 x 1700	740 x 765 x 1700
Bag volume in litres	230	230	230
Weight in kgs	256	256	256

The technical data is approximate. Subject to change. 01/2009

\* other voltages available

