


HIGH-CAPACITY DOCUMENT SHREDDERS









EBA 6040 S

EBA 6040 C

Indestructible all-steel construction.

- clearly laid out operator panel with push buttons for start/stop/reverse
- emergency cut-off switch, main switch, and safety lock with key
- material feed via conveyor belt
- generous work surface due to side tables (standard) which are removable for easy transport
- high-powered three-phase motor
- thermal overload switch
- automatic cut-off in case of "paper jam", "shred bag full" or "door open"
- centralised oiler for convenient lubricating of the cutting head
- high shredded paper volume (300 litres) with electrically protected door at rear of machine
- plastic bag suspension with pull-out mechanism on wheels for easy removal of the full bag
- easily movable on castors
- low transport width of just 69 cm (without side tables)
- high quality cutting-mechanism made of high-grade steel, unaffected by soft metal objects
- suitable for safe shredding of CDs
- quality "Made in Germany"



TECHNICAL DATA	EBA 6040 S	EBA 6040 C
Insertion width in mm	410	410
Cutting width in mm	5,8	5,8 x 48
Sheet capacity A4 sheets, 70 g/m ² 80 g/m ²	90- 110 75- 95	80- 90 68- 78
DIN security level	2	3
Shreds effortless	   	   
Motor capacity in watts	4000	3000
Power connection in volts/Hz*	400/50/3~	400/50/3~
Dimensions W x D x H in mm	1240 x 1700 x 1440	1240 x 1700 x 1440
Bag volume in litres	300	300
Weight in kgs	350	350

The technical data is approximate. Subject to change. 01/2009

* other voltages available



L.T.E. Listed 802 D